



Name: **Michael J. Callahan**

ID #: **09413352**

Room # **Pulmonary Clinic**

DOB: **02-Jul-53** Age: **52**

Sex: **M** Height: **70 in**

Weight: **275 lb** Race: **W**

Diagnosis: **Allergic Rhinitis**

Smoker: **N** Pack Yrs: **N/A**

Referring Physician: **John Williams, M.D.**

Technician: **Patrick Morgan**

Most recent Hb: **13.8**

Environmental Data

Temp: **22°C**

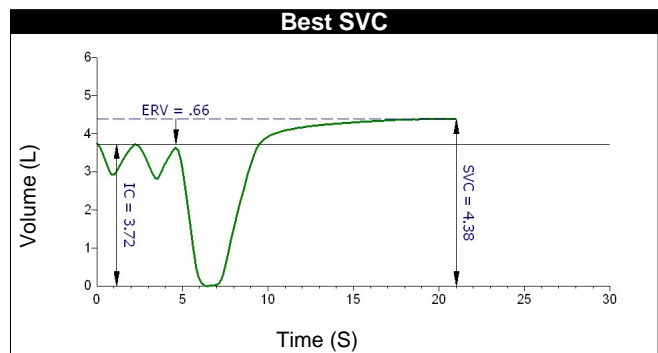
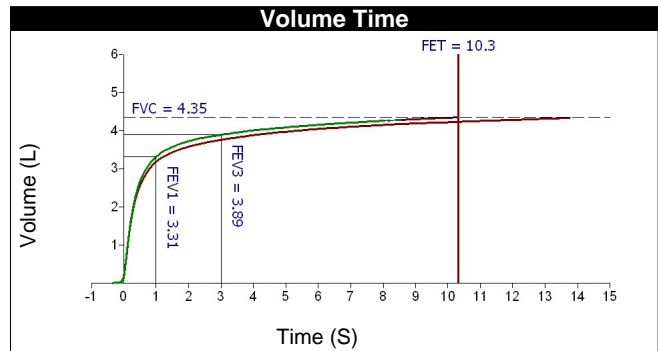
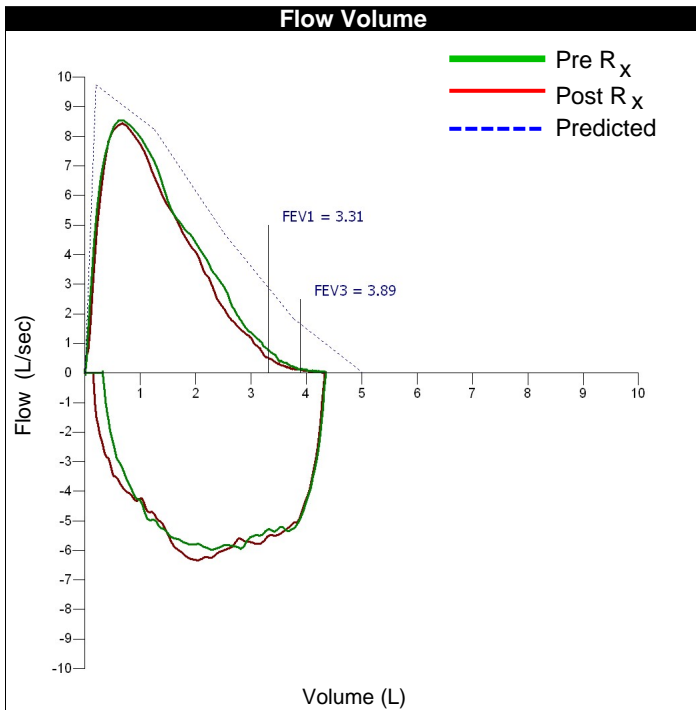
Pressure: **768mmHg**

Humidity: **50%**

BTPS [E]: **1.039**

Spirometry at BTPS

Parameter		Pre Bronchodilator			Post Bronchodilator		Percent Change
		Actual	Predicted	% Pred	Actual	% Pred	
FVC	L	4.35	5.02	86	4.33	86	0
FEV1	L	3.31	3.88	85	3.19	82	-4
FEV1 / FVC	%	76	77	98	74	96	-3
FEV#	L	3.89	4.36	89	3.76	86	-3
FEV^	L	4.15	4.83	85	4.05	83	-2
FET	sec	10.33	----	----	13.80	----	34
FEF@%_&%	L/s	2.76	3.38	81	2.26	66	-18
PEFR	L/s	8.54	9.74	87	8.44	86	-1
FIVC	L	4.02	5.02	80	4.17	83	4
MVV	L/m	----	151.6	----	----	----	--
SVC	L	4.38	5.02	87	----	----	--





Morgan Scientific, Inc.

151 Essex Street
Haverhill, MA 01832

Date Tested: **28-Dec-05**

Environmental Data

Temp: **22°C**

Pressure: **768mmHg**

Humidity: **50%**

BTPS [E]: **1.039**

Name: **Michael J. Callahan**

ID #: **09413352**

Room # **Pulmonary Clinic**

DOB: **02-Jul-53** Age: **52**

Sex: **M**

Height: **70 in**

Weight: **275 lb**

Race: **W**

Diagnosis: **Allergic Rhinitis**

Smoker: **N**

Pack Yrs: **N/A**

Referring Physician: **John Williams, M.D.**

Technician: **Patrick Morgan**

Most recent Hb: **13.8**

Blood Gases

Parameter	Units	Normal Range	Observed	
			Rest	Exercise
PH	units	7.37 to 7.43	7.22	----
PaCO2	mmHg	35 to 43	39.8	----
PaO2	mmHg	>65	92.1	----
HCO3	mEq/L	18 to 26	23.4	----
B.E.	mEq/L	-3.0 to +3.0	----	----
SaO2	%	>92	97.8	----
Hb	gm %	12 to 16	13.8	----
FIO2	%		21.38	----

Past Pulmonary Function Results for this Patient

Parameter	Units	Today's Test 28-Dec-05	Previous Test Results - Most Recent to Past							
			13-Dec-05		26-Oct-05		05-May-05		17-Mar-05	
			Pre	Post	Pre	Post	Pre	Post	Pre	Post
FVC	L	4.35	4.18	4.30	4.13	4.29	4.36	----	4.44	----
FEV1	L	3.31	3.10	3.19	3.16	3.43	3.31	----	3.53	----
FEV1 / FVC	%	76	74	74	77	80	76	----	80	----
PEFR	L/s	8.54	9.01	9.32	8.46	8.74	9.13	----	8.80	----
TLC	L	6.35	----	----	6.01	----	6.51	----	6.40	----
FRC	L	2.63	----	----	2.24	----	2.25	----	2.70	----
RV	L	1.97	----	----	1.49	----	2.15	----	1.96	----
DLCO	mL/min/mmHg	35.89	----	----	32.31	----	37.25	----	30.60	----

Technician Notes:

Patient was very cooperative

Physician Review:

These test results indicate normal pulmonary function

Signature: _____