

**Morgan Scientific, Inc.**

**PFT Laboratory**

**151 Essex Street  
Haverhill, MA 01832  
(978) 521-4440**

Date: **28-Dec-05**

Temp: 22°C

Pressure: 768mmHg

Humidity: 50%

BTPS: 1.109

Name: **Michael J. Callahan**

DOB: **02-Jul-53**

Age: **52**

ID #: **09413352**

Sex: **M**

Height: **70 in**

Weight: **275 lb**

Technician: **Patrick Morgan**

Race: **W**

Smoker: **N**

Pack years: **N/A**

Referring Physician: **John Williams, M.D.**

### Spirometry

Parameter	Units	Predicted	Observed		Observed		Percent Change
		Value	Pre	% Pred	Post	% Pred	
FVC	L	5.02	<b>4.35</b>	87	<b>4.33</b>	86	0
FEV1	L	3.88	<b>3.31</b>	85	<b>3.19</b>	82	-4
FEV1 / FVC	%	77	<b>76</b>	99	<b>74</b>	96	-3
FEF@%	L/s	8.23	<b>7.90</b>	96	<b>7.49</b>	91	-5
FEF%)	L/s	4.73	<b>3.95</b>	84	<b>3.49</b>	<b>74</b>	-12
FEF&%	L/s	1.84	<b>0.86</b>	<b>47</b>	<b>0.56</b>	<b>30</b>	-35
FEF@%_&%	L/s	3.38	<b>2.76</b>	82	<b>2.26</b>	<b>67</b>	-18
PEFR	L/s	9.74	<b>8.54</b>	88	<b>8.44</b>	87	-1
FIF50	L/s	---	<b>5.96</b>	---	<b>6.24</b>	---	5
PIFR	L/s	6.49	<b>5.98</b>	92	<b>6.34</b>	98	6
FIVC	L	5.02	<b>4.02</b>	80	<b>4.17</b>	83	4
FET	sec	---	<b>10.33</b>	---	<b>13.80</b>	---	34
MVV	L/m	151.6	---	---	---	---	--

### Slow Vital Capacity

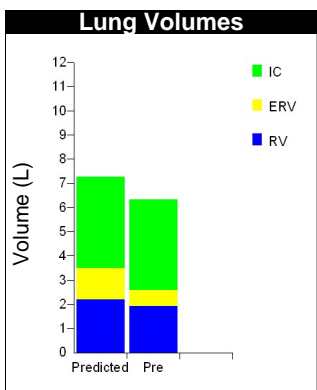
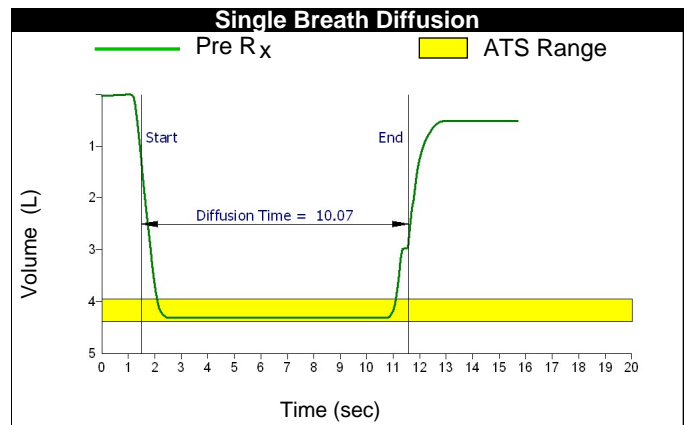
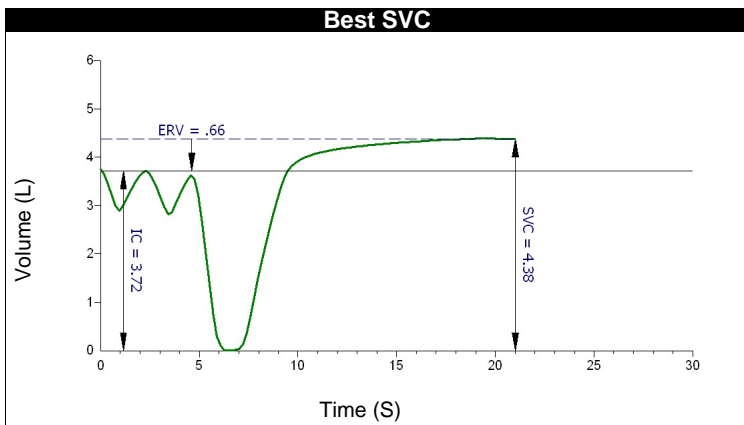
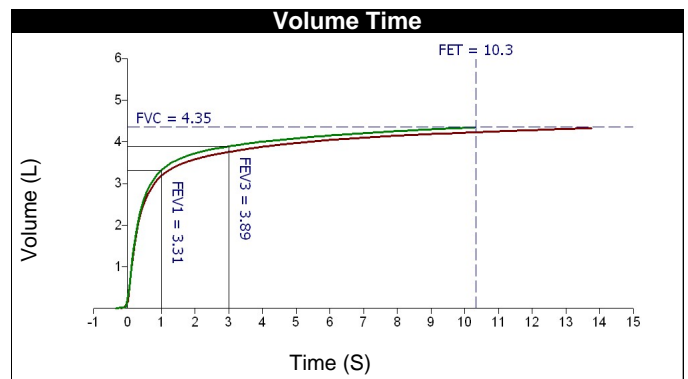
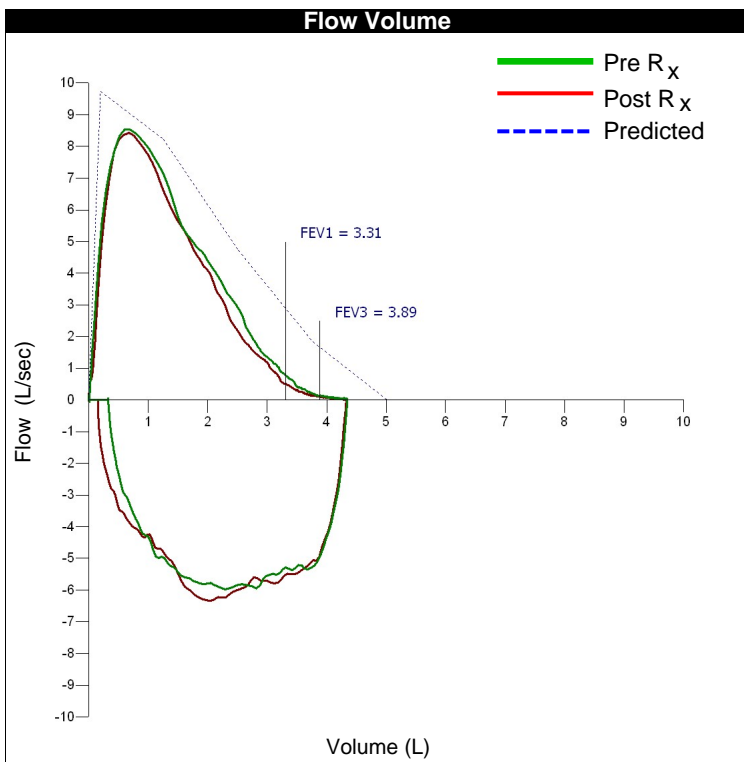
Parameter	Units	Predicted	Observed	
		Value	Pre	% Pred
SVC	L	5.02	<b>4.38</b>	87
ERV	L	1.29	<b>0.66</b>	<b>51</b>
IC	L	3.73	<b>3.72</b>	100

### Lung Volumes

Parameter	Units	Predicted	Observed	
		Value	Pre	% Pred
VC	L	5.02	<b>4.38</b>	87
IC	L	3.73	<b>3.72</b>	100
ERV	L	1.29	<b>0.66</b>	<b>51</b>
FRC	L	3.54	<b>2.63</b>	<b>74</b>
RV	L	2.25	<b>1.97</b>	88
TLC	L	7.14	<b>6.35</b>	89
RV/TLC	%	34	<b>31</b>	91

### Diffusion

Parameter	Units	Predicted	Observed	
		Value	Pre	% Pred
DLCO	mL/min/mmHg	30.83	<b>35.89</b>	116
DLCO [Hb]	mL/min/mmHg	30.83	<b>36.75</b>	119
Hb	g/dl	14.6	<b>13.8</b>	---
VA [BTPS]	L	7.14	<b>6.68</b>	94
DLCO/VA	mL/min/mmHg/L	4.31	<b>5.50</b>	128



**Technician Notes:**

Patient was very cooperative

**Physician Interpretation**

These test results indicate normal pulmonary function.

Signed: \_\_\_\_\_   
 Colin Chapman, M.D.