



**PFT Laboratory**

151 Essex Street  
Haverhill, MA 01832  
(978) 521-4440

Name: **Ivan T. Morganski**

DOB: **16-Nov-54** Age: **51**

ID: **09413352**

Sex: **M** Height: **75 in**



Smoker: **N** Pack years: **N/A**

Technician: **Patrick Morgan**

Cons MD: **Colin Chapman, M.D.**

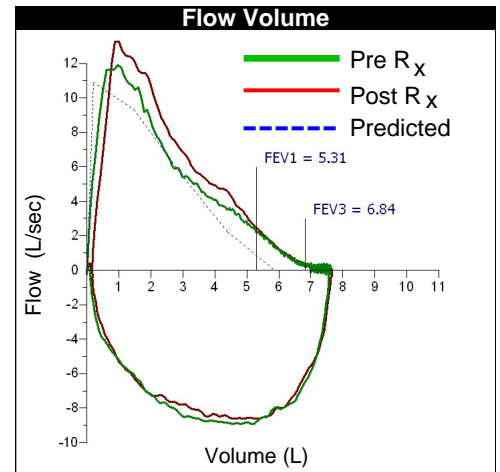
Ref MD: **John Williams, M.D.**

Race: **W** Weight: **223 lb**

BMI: **28.1** Diagnosis: **786.2** Cough

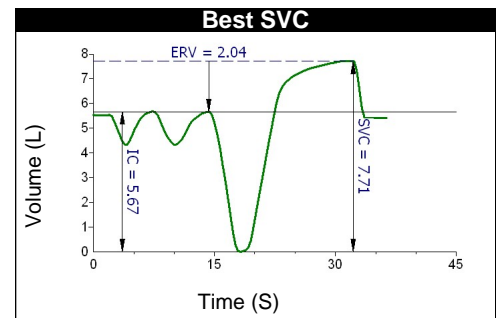
**Flow Volume**

		Pre Bronchodilator			Post Bronchodilator		
		ATS Predicted	Actual	% Pred	Actual	% Pred	% Change
FVC	L	5.87	<b>7.61</b>	130	<b>7.67</b>	131	1
FEV1	L	4.53	<b>5.31</b>	117	<b>5.44</b>	120	2
FEV1 / FVC	%	78	<b>70</b>	90	<b>71</b>	91	1
FET	sec	----	<b>11.04</b>	----	<b>11.57</b>	----	5
FEF@%	L/s	9.32	<b>9.30</b>	100	<b>11.21</b>	120	21
FEF%	L/s	5.59	<b>4.28</b>	77	<b>5.06</b>	91	18
FEF&%	L/s	2.23	<b>1.63</b>	73	<b>1.66</b>	74	2
FEF@%&%	L/s	3.89	<b>3.67</b>	94	<b>3.80</b>	98	4
PEFR	L/s	10.90	<b>13.15</b>	121	<b>13.26</b>	122	1
PIFR	L/s	7.27	<b>8.91</b>	123	<b>8.61</b>	118	-3
FIF50	L/s	----	<b>8.73</b>	----	<b>8.32</b>	----	-5



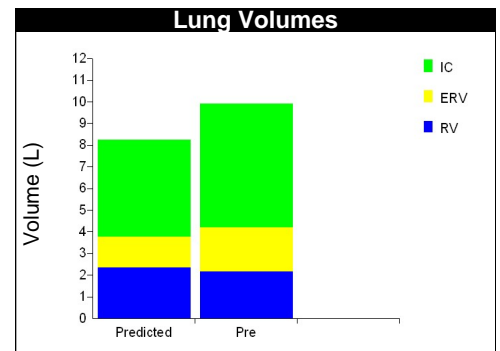
**Slow Vital Capacity**

		Pre Bronchodilator		
		ATS Predicted	Actual	% Pred
SVC	L	5.87	<b>7.71</b>	131
ERV	L	1.44	<b>2.04</b>	142
IC	L	4.43	<b>5.67</b>	128



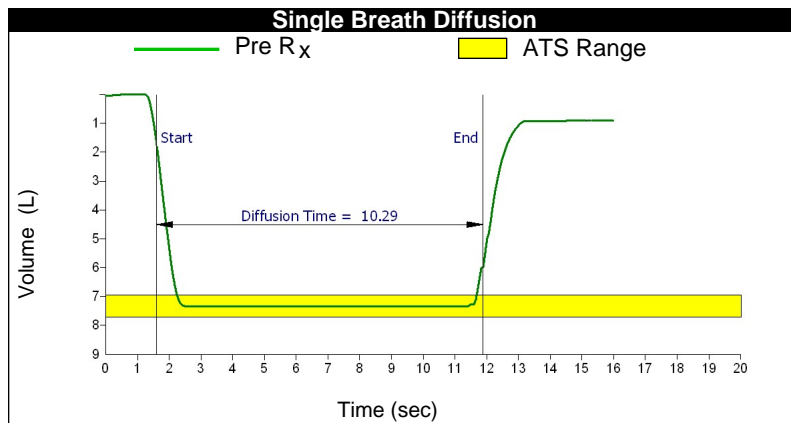
**Lung Volumes**

		Pre Bronchodilator		
		ATS Predicted	Actual	% Pred
TLC	L	8.10	<b>9.92</b>	122
RV	L	2.38	<b>2.21</b>	93
RV/TLC	%	34	<b>22</b>	65
FRC	L	3.82	<b>4.25</b>	111



**Diffusion**

	Pre Bronchodilator		
	ATS <input checked="" type="checkbox"/> Predicted	Actual	% Pred
DLCO	35.01	<b>35.14</b>	100
DLCO [Hb]	35.01	<b>34.94</b>	100
Hb	14.6	<b>14.8</b>	----
VA [BTPS]	8.10	<b>10.56</b>	130
DLCO/VA	4.34	<b>3.31</b>	76

**Past Pulmonary Function Results for this Patient**

Parameter	Units	Today's Test	Previous Test Results - Most Recent to Past							
			13-Dec-05	04-Oct-05	% Diff	18-Mar-05	% Diff	13-Mar-05	% Diff	29-Jan-04
FVC	L	<b>7.61</b>	7.93	4	7.50	-2	7.30	-5	7.80	2
FEV1	L	<b>5.31</b>	5.70	7	5.42	2	5.11	-4	5.67	6
FEV1 / FVC	%	<b>70</b>	72	2	72	2	70	<1	73	4
PEFR	L/s	<b>13.15</b>	12.26	-7	11.30	-15	11.53	-13	10.73	-19
TLC	L	<b>9.92</b>	10.24	3	----	----	10.10	1	10.18	2
FRC	L	<b>4.25</b>	4.71	10	----	----	5.02	18	4.88	14
RV	L	<b>2.21</b>	2.16	-3	----	----	2.66	20	2.23	<1
DLCO	mL/min/mmHg	<b>35.14</b>	39.78	13	----	----	37.18	5	35.75	1

**Technician Notes:**

Patient was very cooperative